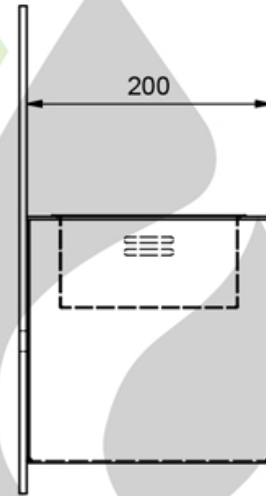
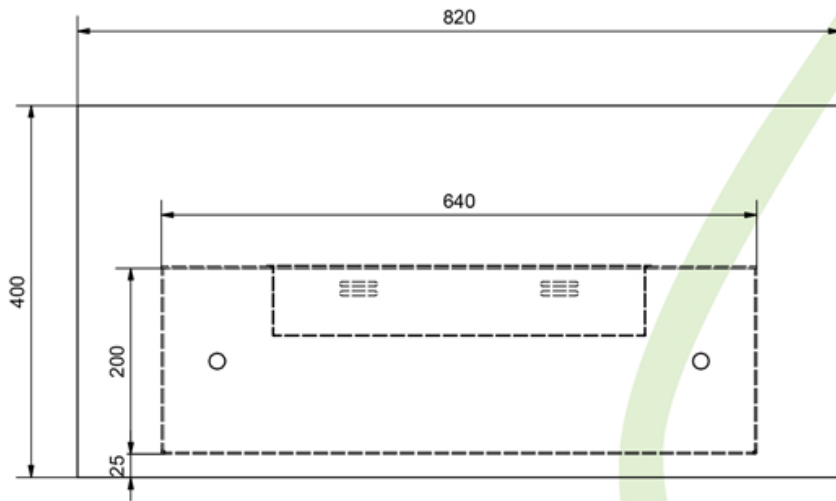
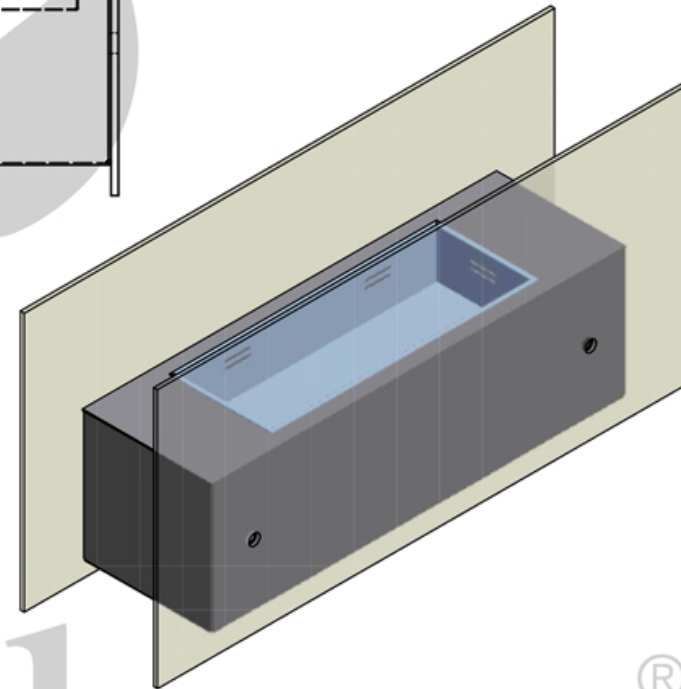


Valetta Large low glass - Technical drawing



Measures are in mm



Product Dimensions

L 820 x H 400 x D 215 mm

L 33" x H 15½" x D 8½"

Weight

20 kg / 44 lbs

Burner

1½ L / 1½ qts burner - adjustable flame

Burning time

+/- 6 hrs - 0.25 l/h - ¼ qt/h

Heating Capacity

2.8 KW / 9553 BTU

Minimum Room surface

54 M³ (roof 2.45 m) / 1906 ft³ (roof 8ft)

Advised air exchange

every one hour for rooms < 110 m³ < 3884 ft³

last updated

November 2015

